



Westchester County Transit Funding

Mission of the Bee-Line System

To facilitate the efficient and economical movement of people through a balanced and environmentally sensitive transportation system.



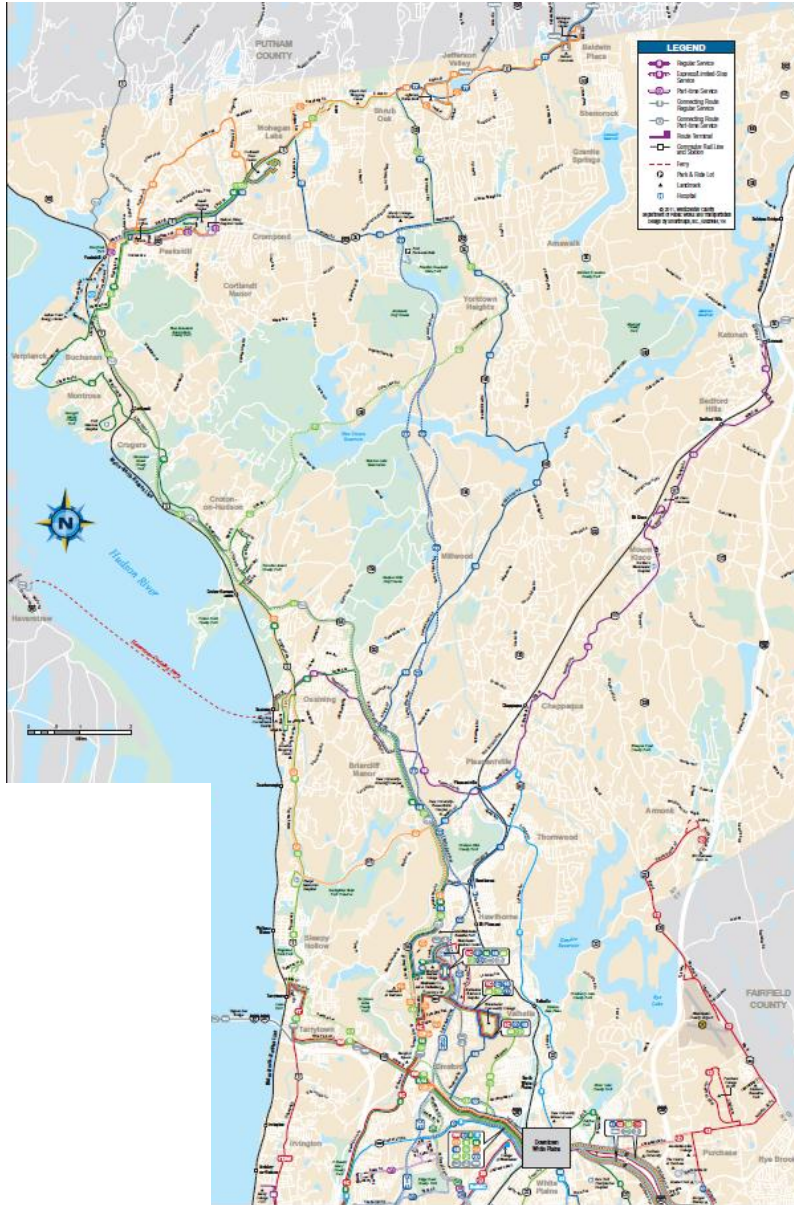
What We Operate



Westchester County Transit Operations (2012)

- Service area: 450 square miles
- Population: 950,000
- Fleet size: 329 buses
- Over 60 routes
- Annual passengers: 32.1 million
- Average daily weekday passengers: 115,000

Bee-Line System Map



What We Operate



Westchester County Bus Routes:

- Local
 - Express
 - Shuttles to Metro-North Stations
 - Loops to Office Parks in I-287 Corridor
 - BxM4C to mid-town Manhattan
 - Connections to Putnam County and Bronx subway and bus routes
-
- Storage and maintenance facilities in Yonkers and Valhalla
 - Major transit centers in White Plains and New Rochelle

The Cost of Bus Service (2012)



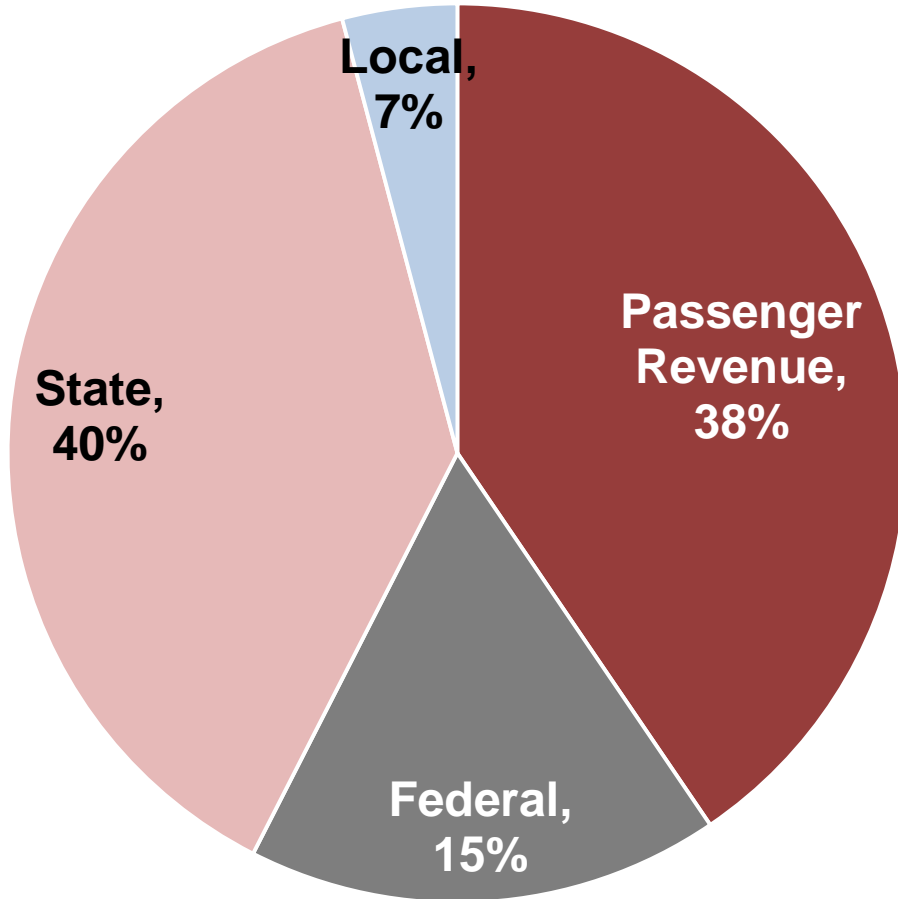
- **Operating Expenses** - approximately \$132.7 million (includes MTA station maintenance and MTA operating assistance of \$26.6 million)
- **Capital Expenses** - approximately \$12 million annually through 5307 federal formula funds

Examples of Capital Projects



- Rehabilitation of 78 articulated buses \$10.5 million
- Replace in-ground lifts \$0.9 million
- Replace bus wash \$4.5 million
- Replace dynamometer \$1.4 million

Overall Sources of Revenue (2012)



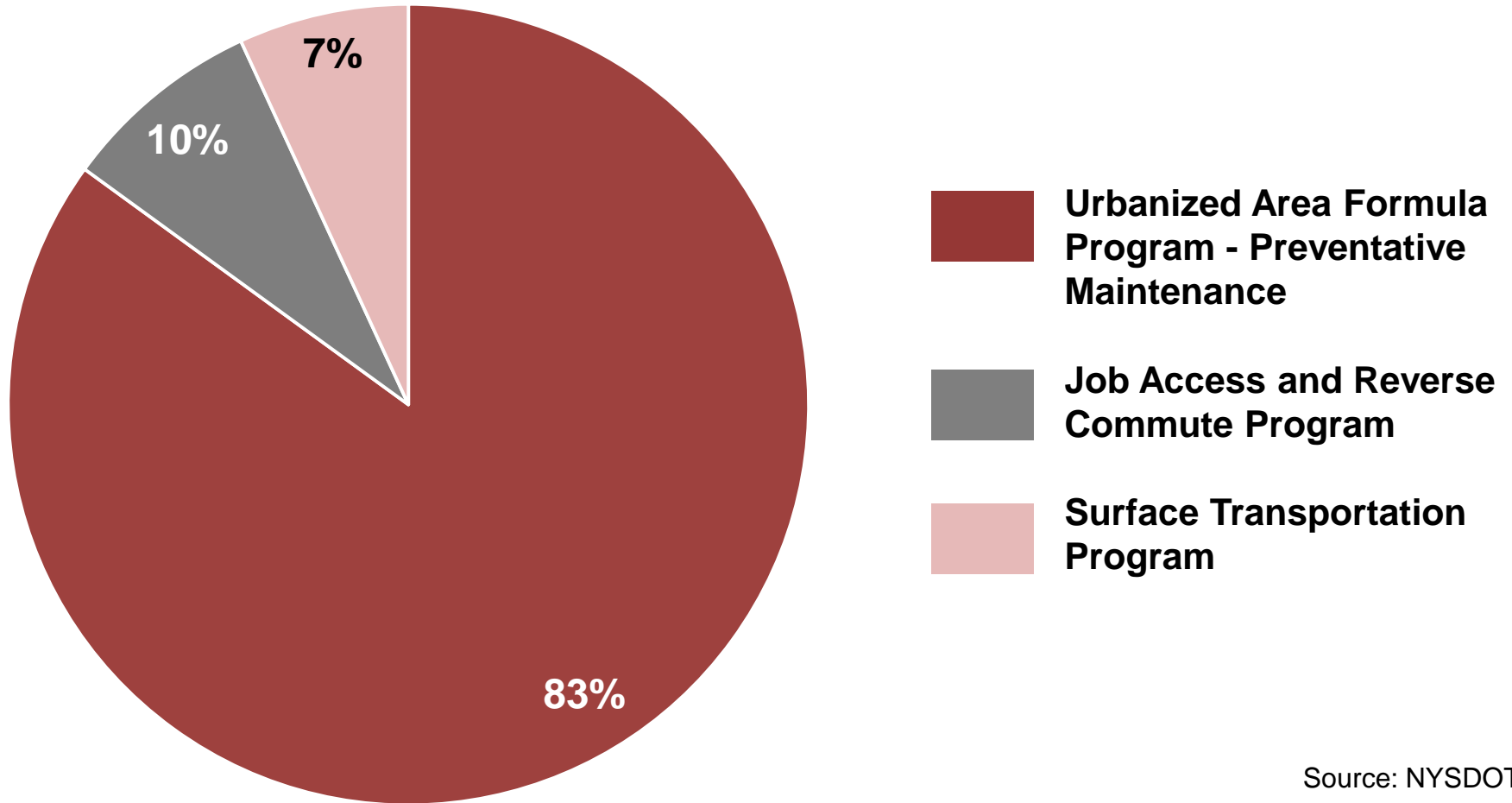
Funding Source	2012 Funding
Passenger Revenue	\$46 M
Federal Funds	\$16 M
State Funds	\$47 M
Local Funds	\$9 M
Total	\$118 M

Source: NYSDOT

Breakdown of Federal Revenue Sources



Total Federal Funds: \$16 Million

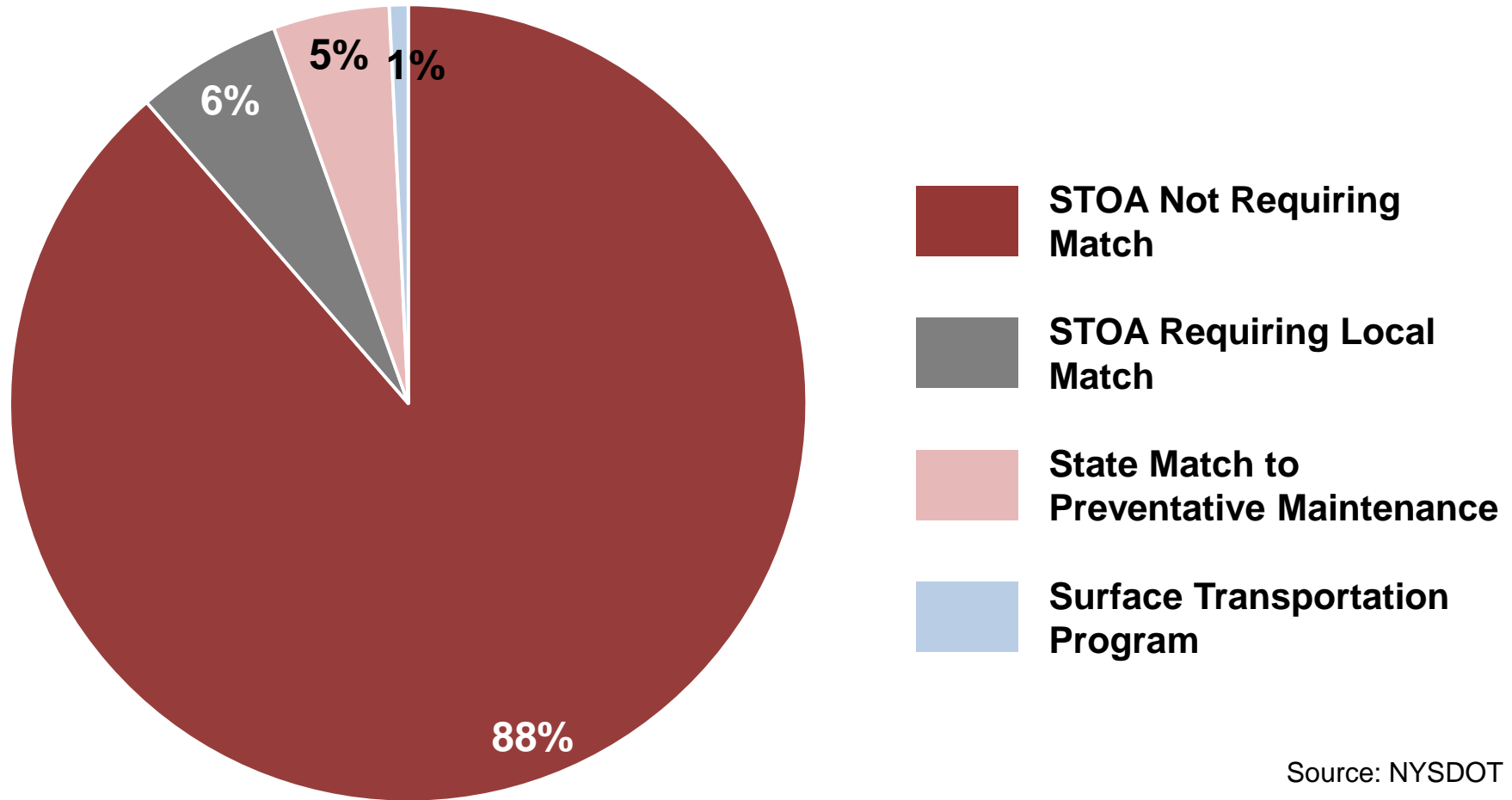


Source: NYSDOT

Breakdown of State Revenue Sources



Total State Funds: \$47 Million

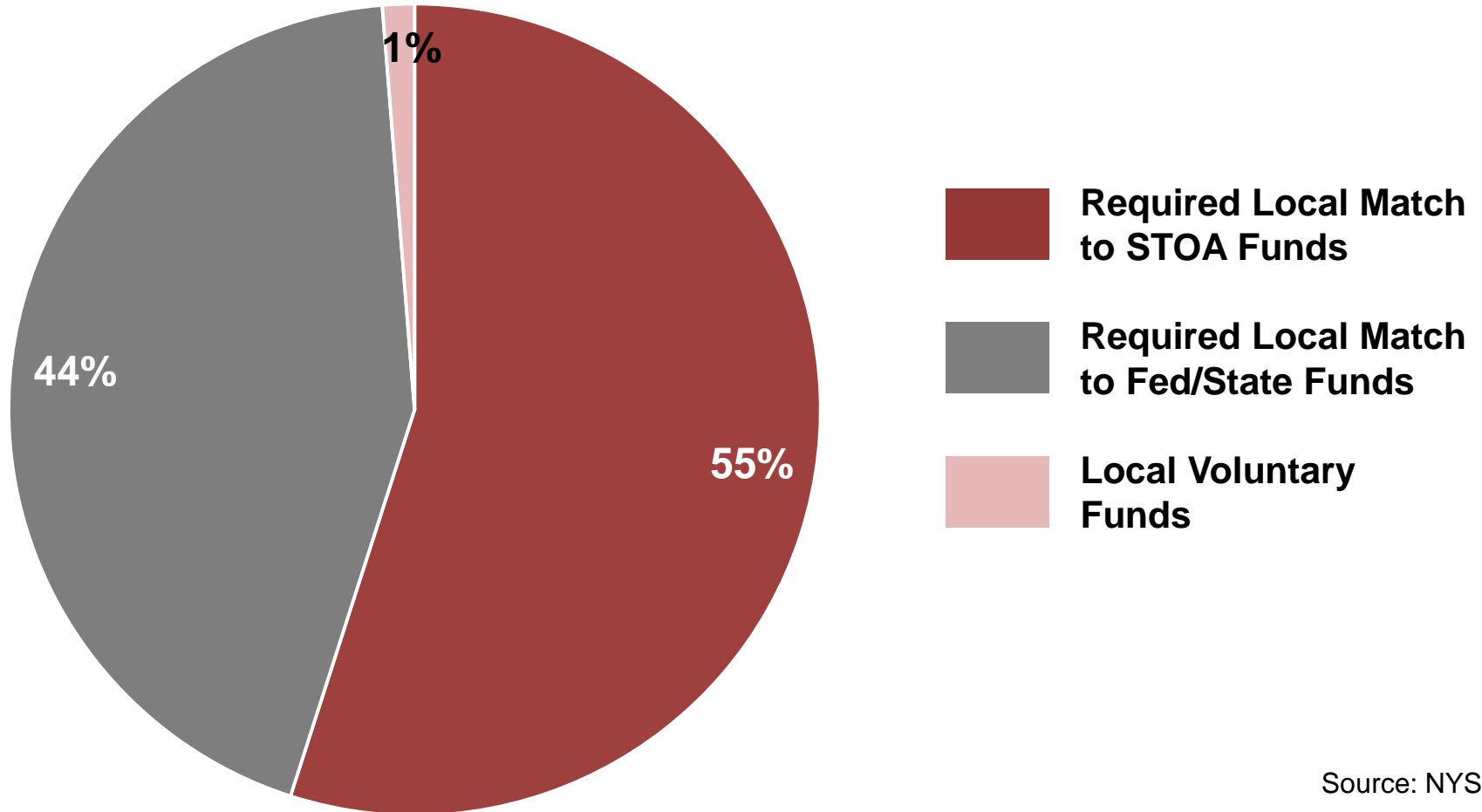


Source: NYSDOT

Breakdown of Local Revenue Sources



Total Local Funds: \$9 Million



Source: NYSDOT

Performance Indicators



Performance Indicator	Westchester County (2012)
Passengers/Vehicle Mile	4.21
Passengers/Vehicle Hour	45.64
Cost/Vehicle Mile	\$9.22
Cost/Vehicle Hour	\$150.88
Cost/Passenger	\$2.91
Passenger Revenue/Passenger	\$1.43
Federal Aid/Passenger	\$0.44
State Aid/Passenger	\$1.16
Local Aid/Passenger	\$0.20
Farebox Recovery Ratio	37%

Source: NYSDOT

How are we doing?

Transit Operator	Farebox Recovery
Community Transit (WA)	28% (Bus and commuter bus)
Golden Gate Transit (CA)	22% (All bus) and 29% (Regional commuter bus)
Charlotte Area Transit System (NC)	24% (Bus)
Capital District Transportation Authority (NY)	23% (Bus)
Westchester County	37% (Bus)



Discussion